

## 捷家伴殺菌汽車/家用小型空氣淨化機



使用說明

## 輕觸，啟動 自動淨化車廂/房間每個角落 有效滅活新型冠狀病毒 (SARS-CoV-2) (COVID-19)

捷家伴殺菌汽車/家用小型空氣淨化機採用多重淨化技術，專利 Germagic HEPA過濾網、高效活性炭濾層及負離子殺菌技術，能高效去除PM2.5、煙塵、灰塵、花粉、蟎蟲、病毒、寵物毛髮以致甲醛、苯、甲苯、二甲苯等氣態污染物及揮發性有機物，淨化空氣。輕觸，啟動，自動淨化車廂/房間每個角落。經實驗證明，本產品採用之專利GERMAGIC™及GERMAGIC Thyme™長效抗病毒塗層(學名: MECD, MAP-1)，證實能夠有效滅活新型冠狀肺炎病毒(COVID-19)高達99.9%，與及最常見的甲型流感病毒H1N1(> 99.999%)、H3N2 (>99%)、H7N9(>99.9%)、乙型流感病毒、中東呼吸系統綜合症冠狀病毒(98.8%)、豬流感病毒(>99.9%)及EV71腸道病毒(>99%)及多種細菌。能為汽車車廂/家居房間提供全方位的抗菌保護。

在使用產品前請細閱本說明書，以便正確使用本淨化機。  
閱讀完畢，請妥善保存本說明書，以備將來查閱。



1.產品概述及特點 .....	1
2.產品結構 .....	2
3.操作面板解析 .....	3
4.產品操作說明 .....	4
5.如何更換濾網 .....	6
6.專利Germagic HEPA過濾網 .....	7
7.安全注意事項 .....	8
8.常見故障排除指南 .....	10
9.規格參數 .....	11
10.包裝清單 .....	12
11.保用條例 .....	13

# 產品概述及特點

## 1. 專利 Germagic HEPA 過濾網

HEPA濾網有效隔絕花粉、動物過敏原、PM2.5、微細懸浮粒子；過濾細至0.3微米的微細粒子高達95%。在HEPA濾網之上加上專利 Germagic塗層技術，以持續形式釋放長效高氧化分子(Prolonged Oxidizing Particles)，並通過「接觸殺滅」、「釋放殺滅」及「抗菌粘連」而進行氧化滅菌。經實驗證明，能殺滅最常見的甲型流感病毒H1N1(> 99.999%)、H3N2 (>99%)、H7N9(>99.9%)、乙型流感病毒、中東呼吸系統綜合症冠狀病毒(98.8%)、豬流感病毒(>99.9%)及EV71腸道病毒(>99%)及多種細菌。能為汽車車廂/家居房間提供全方位的抗菌保護。

## 2. 高效活性炭過濾網

活性炭具有良好的吸附性能，性能穩定，是很好的疏水性吸附劑，具有吸味除臭、淨化等綜合功能，有效清理室內的環境污染及異味。能有效吸附甲醛、苯、TVOC、香煙煙味及其他異味氣態等污染物。

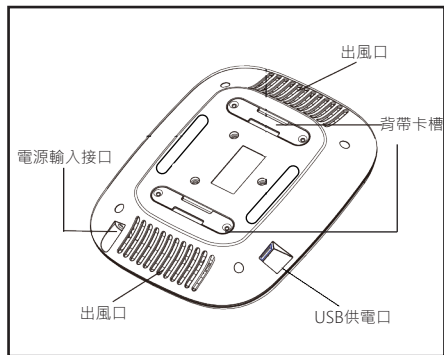
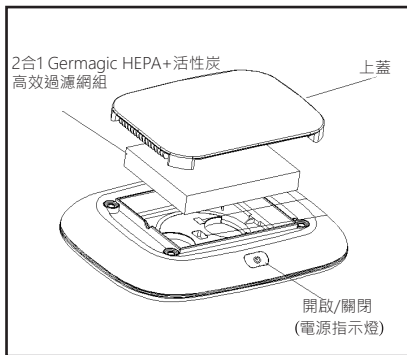
## 3. 負離子技術

空氣中煙塵、粉塵、飄塵等帶正電荷的顆粒物很容易吸附空氣中的負離子，從而凝為較大粒子而沉降下來，達到淨化空氣的效果。捷家伴空氣淨化機之離子產生器能輸出 $\geq 600$ 萬pcs/cm<sup>3</sup>，臭氧輸出濃度僅為<0.01ppm，遠低於世衛WTO所定的安全標準，所以既能淨化空氣之餘，同時亦非常安全。

## 4. USB充電功能

本產品的USB接口支援USB供電功能。

## 產品結構

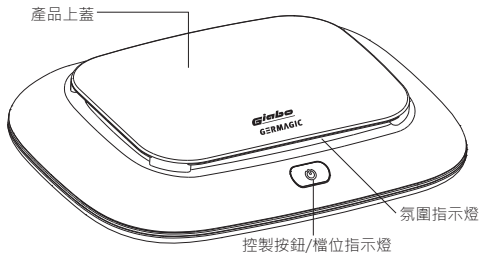


點煙器式電源線



背帶

## 操作面板解析

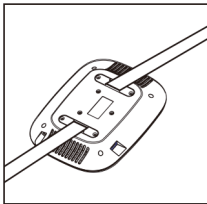


### 操作使用說明

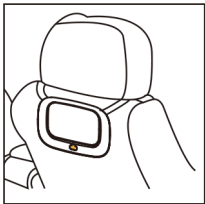
- 1、觸摸控制按鈕，檔位指示燈顯示綠色，氛圍指示燈顯示綠色，產品進入低檔淨化模式工作；
- 2、在低檔工作模式觸摸控制按鈕，檔位指示燈顯示藍色，氛圍指示燈顯示藍色，產品進入高檔淨化模式工作；
- 3、在低檔/高檔工作模式觸摸控制按鈕2秒，檔位指示燈和氛圍指示燈熄滅，產品進入關機狀態。

## 產品操作說明

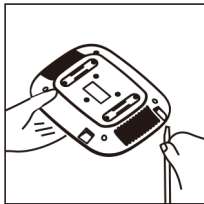
### 安裝位置A



1.首次使用時，請將座椅安裝背帶穿過機器背后的卡槽



2.將空氣淨化器安裝在座椅後背



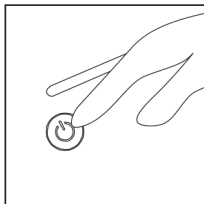
3.將電源線主機插頭插入機器電源插口



4.將電源線另一端插入點煙器




5.將電源線放置在隱蔽或者不影響正常駕駛處

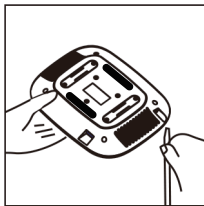


6.輕觸電源按鍵可實現開機/關機

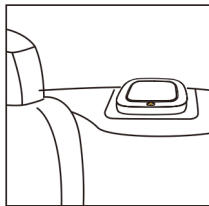
## 安裝位置B



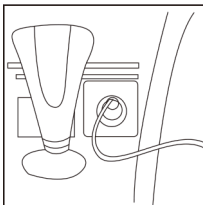
1. 先將防滑墊放置與車上選定位置



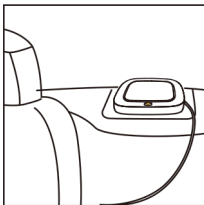
2. 將電源線主機插頭插入機器電源插口



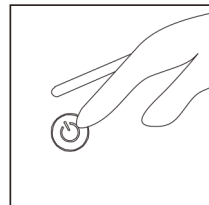
3. 將機器平穩放置於防滑墊上



4. 將電源線另一端插入點煙器



5. 將電源線放置在隱蔽或者不影響正常駕駛處




6. 輕觸電源按鍵可實現開機/關機

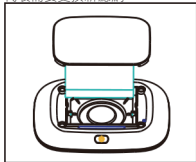


## 如何更換濾網

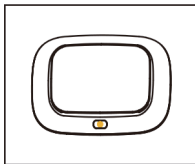
- 每個家庭的室內/車廂空氣質素不同，捷家伴PAC020空氣淨化機的2合1 Germagic HEPA + 活性炭高效過濾網在正常情況下可用3-6個月。請按照機身上蓋底部的濾網更換提示貼紙適時進行更換，讓空氣淨化機時刻保持最佳狀態。
- 本淨化器專用濾網不可水洗。



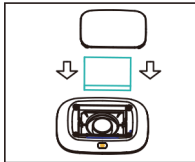
1. 在新的濾網使用約三個月左右，檢查濾網背面，如果呈現深灰色，代表需要更換新濾網。



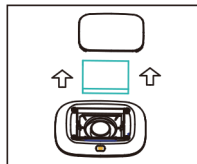
4. 輕拉濾網把手，取出舊濾網




2. 關掉電源拔去機器的電源線，將機器置於穩定的平面



5. 裝上新濾網，手拉布條向上



3. 用手將上蓋打開



6. 安裝上蓋：將上蓋對應放置  
在上本體的配合位

## 專利Germagic HEPA 過濾網

一般空氣淨化機的HEPA濾網部份沒有抑菌功能；而有抑菌功能的，亦會因日久使用而導致濾網風阻加大。未被殺滅的細菌病毒，仍有機會存活於濾網之中。如需要定期拿出來自行清理，等於將細菌病毒放生，促成空氣二次污染。我們的空氣淨化機配備了專利的Germagic殺菌HEPA濾網，能直接而持續殺菌。

專利Germagic塗層的精要之處，在於它利用有機及無機物料把二氧化氯包裹，並加固到高效濾網，讓微膠囊能持續釋放長效高氧化分子(Prolonged Oxidizing Particles)，微膠囊的有機成分也可以防止微生物附貼在表面。讓Germagic塗層達致「接觸殺滅」、「釋放殺滅」及「抗菌粘連」的持續釋放，持續殺菌功效。Germagic濾網釋放出來的二氧化氯是低於可測範圍的0.01ppm以下，能有效殺滅病毒細菌之餘，應用上亦絕對安全。

## 安全注意事項

- 請將說明書放在容易找到的地方，以便能夠及時查看
- 使用機器之前請仔細閱讀說明書
- 為正確使用本產品，請仔細閱讀並遵守下列注意事項及警告事項

### 危險

- 在車內使用時，切勿將空氣淨化器安裝在影響安全氣囊彈出或有礙駕駛操作的位置上，以確保行車安全
- 切勿讓水或任何其他液體或易燃性氣體進入本產品，以免發生電器元件短路使產品損壞

### 警告事項

- 本產品使用直流12V電源，如使用不當電源，會對產品造成損害或損壞
- 絕對不允許私自改造或修理本產品
- 請不要將扣針、迴形針等金屬物品或其他異物放進吸/出風口內，否則可能引起工作異常或發生觸電
- 如果電源線損壞，為避免危險，請務必送至我公司更換
- 在更換濾網，清洗或移動機器時，請先關閉電源並拔掉電源插頭
- 不能保證本產品在連接非專用的12V電源適配器時能夠正常工作和不會受損或損壞
- 不要用濕手操作機器
- 不要在有易燃易爆的地方使用本產品
- 不要將機器放置在潮濕的地方使用，如浴室等

## 注意事項

- 請勿將本產品放置在影響駕駛操作以及安全防護設施區域，或其他任何可能引起危險的位置
- 在車內使用時，請勿將本產品放置在妨礙駕駛員視野的位置，或任何妨礙駕駛操作的位置
- 本產品只限于車內幹燥或幹燥之室內環境使用。請勿讓機器受潮或在任何的潮濕區域使用
- 請勿將本產品安置於任何所熱源，高溫，易燃，易爆等危險源附近，或太陽直射的區域
- 請確認插頭與電源插座插好并密合
- 電源或插頭受損、機體受損或產品無法正常運轉時，請勿使用本產品
- 請勿用沾濕的手接觸電源線
- 請確認電源插座符合本產品的要求
- 請勿在駕駛車輛過程中進行開關電源、插拔插頭等操作，以免影響安全駕駛
- 請確保本產品遠離孩童及寵物，以免引起意外
- 在使用期間，請勿遮蔽機體的進出風口，更不要將手指或將任何物品放入進出風口
- 本產品只能搭配使用本機專用濾網(2合1 Germagic HEPA + 活性碳高效過濾網 型號：K73-PAC020-HEPAGAC/濾網K73-PAC020-FG 單片裝)，請勿使用其他品牌的濾網
- 如產品需要維修，請聯系客戶服務 ( 852 ) 2370-0121，請勿使用非本公司授權許可的零部件
- 清潔本產品時請勿使水進入本機內部
- 請勿將任何液體或噴霧劑翻倒或噴灑在本產品或專用濾網上

## 常見故障排除指南

當本淨化器發生以下情形時，您可以優先採取下列方式處理，請先拔出插頭，或者請聯系代理商處理

常見問題	處理方式
機器無法啟動	請確定插頭插在點煙器插座上/或已插上電源線插頭
	請確保汽車處於啟動狀態（如在汽車上使用）
	請檢查機器電源線插頭是否連接正常
	請確認電源線插頭是否接觸良好
	請確定機器處於開機狀態
風扇無法運轉	請檢查電源線是否正常連接
	請檢查機體確定沒有物體堵塞進風口和出風口
	請確認濾網狀況，若濾網過臟請更換新濾網（請參考P.6）
觸控按鍵無法感應	請檢查電源線是否接觸良好
	若確認後觸控按鍵仍然無法工作，請立即聯系代理商客戶服務
替換濾網不適用	請檢查是否為本空氣淨化器專用濾網（請參考P.6）
	請確認濾網已確實放入濾網槽中
	請確定無異物堵塞在濾網的開口處
	更換新濾網時請移除濾網外包裝塑膠膜
出風量明顯減小	請檢查機體確定沒有物體堵塞進風口和出風口
	請確認濾網狀況，若濾網過臟請更換新濾網（請參考P.6）

## 規格參數

產品名稱	捷家伴汽車/家用小型空氣淨化機
產品型號	PAC-020
額定電壓	DC 12V
額定輸入功率	<15 W
噪音	≤48 dB
除PM2.5效率	≥95%
<sup>^</sup> 除甲醛效率	≥70%
產品外形尺寸	205*160*56 (mm)
產品淨重	480g

<sup>^</sup> 去除甲醛率：以12小時計算之測試結果(參照標準GB/T 18801-2015)  
廠家聲明：本產品圖片及配置與實物如有差異，以實物為準

## 包裝清單

1. 整機	.....	1臺
2. 車載電源線	.....	1條
3. 家用適配器	.....	1個
4. 防滑墊	.....	1個
5. 背帶	.....	1條
6. 使用說明書	.....	1本

## 保用條例

在顧客購買之日起計個18月內可享有免費維修服務，客戶必須出示銷售發票正本以享有保養服務，如不能提供正本，視作無效。唯在下列情況下則不在此保用範圍內：

- 1) 意外、疏忽例如入水、使用不當或濫用、輸入不合適電壓、正常日久使用損耗及任何擅自修理或改裝所造成的損壞。
- 2) 如檢查後發現需更換主要零件，我司會先行報價予客人(基本零件費)，客人確認接受後才會進行更換。
- 3) 所有配件不在保養範圍之內。
- 4) 用於商業或工業用途。
- 5) 用於非指定用途。

保養服務只在香港地區有效。

總代理：捷和國際有限公司

地址：

香港新界沙田小瀝源路8-10號，

捷和實業大廈2樓A單位。

客戶服務熱線：

+852 2370 0121

傳真：+852 2667 5501

電郵：[service.giabo@chiaphua.com.hk](mailto:service.giabo@chiaphua.com.hk)

[www.Giabo.com](http://www.Giabo.com)



# Giabo Germagic In-car/ Desktop Air Purifier



Instruction Manual

## **Touch Switch    A Compact Air Purifier for clean air in your car /home. Effectively eliminates SARS-CoV-2 (COVID-19)**

Featuring multi-stage filtration systems, Giabo Germagic In-car/ Home Air Purifier filters and sterilizes the air in your car and home quickly, quietly and efficiently. Enabled by patented Germagic HEPA Filter, not only removes PM2.5, pollen, cigarette smoke, dust, mites and various kinds of allergens, laboratory tests prove GERMAGIC™ & GERMAGIC Thyme™ (MECD, MAP-1) effectively eliminates SARS-CoV-2 (COVID-19) by 99.9%, it kills also various viruses and bacteria: H1N1, H3N2, N7N9, Influenza B Virus, EV71, H1N1 Swine Flu, & MERS-CoV (EMC strain). Protect your family from airborne pollutants and viruses.

Please read this manual carefully for proper operation.  
Please keep this manual for future reference.



1.Product Features .....	1
2.Product Construction .....	2
3.Operation Panel .....	3
4.Operation Instruction .....	4
5.How To Change The Filter .....	6
6.Patented Germagic HEPA Filter .....	7
7.Safety Instruction .....	8
8.Common Troubleshooting Guide .....	10
9.Specification .....	11
10.Packing List .....	12
11.Conditions of Warranty .....	13

# Product Features

## 1. Patented Germagic HEPA Filter

Apart from removing 95% of particles as small as 0.3 micron, such as pollen, cigarette smoke, dust, mites and most airborne bacteria, our HEPA filter equips with patented Germagic antimicrobial coating. Laboratory tests prove Germagic effectively kills various viruses and bacteria: Influenza A Viruses (A/Puerto Rico/8/1934,H1N1) >99.999%, Influenza B Viruses (B/Lee/1940) >99%, Hong Kong Flu (A/HK/68,H3N2) >99%, Enterovirus 71 (EV71) >99%, H1N1 Swine Flu or Novel Influenza A (A/ Guangdong/GIRD02/2009,H1N1)>99.9% & MERS-CoV (EMC strain) 98.8%.

## 2. High Efficient GAC Layer

The activated carbon layer filters out formaldehyde, benzene, xylene, TVOC, smoke, odors and harmful gases effectively.

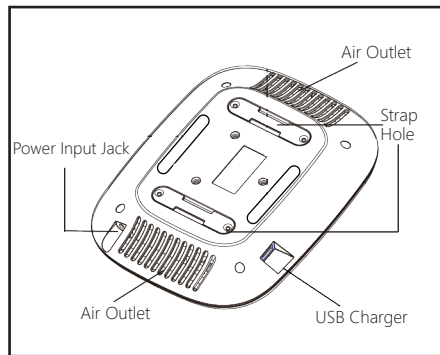
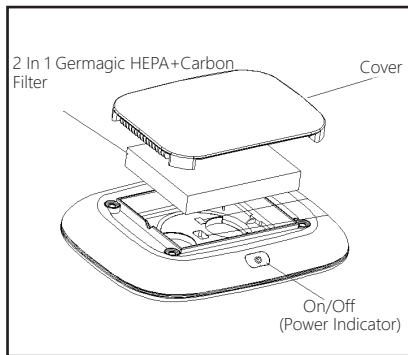
## 3. Negative Ions

Negative ions remove bacteria, airborne pollutants, particles and dust. 6 millions negative ions are produced per second by the appliance.

## 4. USB Charger

It provides a USB port for charging mobile phone.

## Product Construction

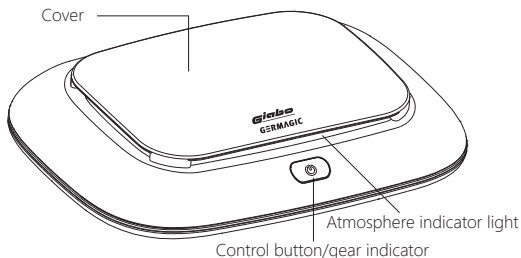


Cigarette Lighter Power Cord



Strap

## Operation Panel

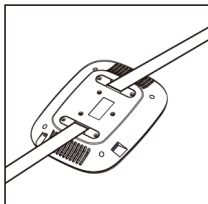


### Operation Instructions

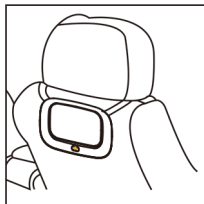
1. Touch the control button, the gear indicator light shows green, the atmosphere indicator light shows green, and the product enters the low-grade purification mode;
2. Touch the control button in low working mode, the gear indicator will show blue, the atmosphere indicator will show blue, and the product will enter high-grade purification mode;
3. Touch the control button 2 seconds in the low/high-grade working mode, the gear indicator and atmosphere indicator will go off, it shuts down the device.

# Operation Instruction

## Installation A



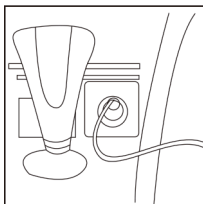
1.Pass the strap through the strap holes



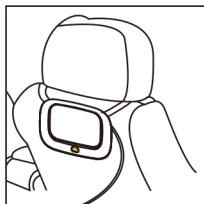
2.Install the purifier at the back of the chair




3.Insert the plug of the power cord into the jack of the purifier



4.Connect the plug of the power cord to the cigarette lighter




5.Conceal the power cord to ensure a safe driving

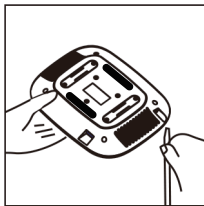


6.Touch the button to turn on or turn off

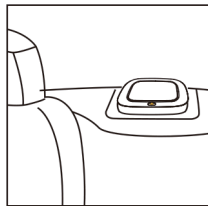
## InstallationB



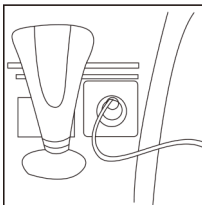
1.Place the anti-slide pad on the position you want



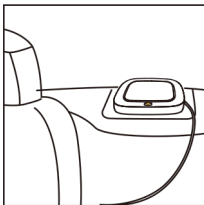
2.Insert the plug of the power cord into the jack of the purifier



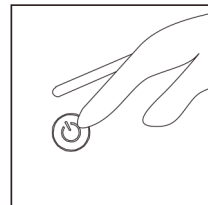
3.Place the purifier on the pad



4.Connect the plug of the power cord to the cigarette lighter



5.Conceal the power cord to ensure a safe driving




6.Touch the button to turn on or turn off




## How To Change The Filter

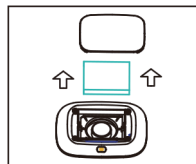
- Indoor/ car air quality may vary among families. Please follow the label at the back of the front cover, replace the filter regularly (from 3-6 months) to keep the air purifier works in the best condition all the times.
- The special filter of this purifier should not be washed



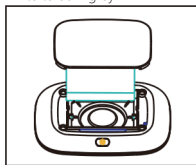
1. Please change to a new filter when the back layer turns from white to dark grey



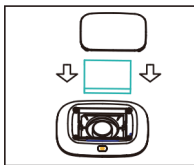
2. Unplug the power cord, place the machine on stable surface




3. Lift up the cover



4. Take out the used filter



5. Put in the new filter, ribbon strap faces upward



6. Restore the cover on the unit

## Patented Germagic HEPA Filter

Apart from removing 95% of particles as small as 0.3 micron, such as pollen, cigarette smoke, dust, mites and most airborne bacteria, Germagic HEPA Filter is a HEPA Filter coated with patented Germagic antimicrobial coating technology. The active ingredient in Germagic coating that confers its antimicrobial property is chlorine dioxide (ClO<sub>2</sub>), a gaseous disinfectant which the company refers as POP (Prolonged Oxidizing Particles). Germagic coating also consist of inorganic-organic microcapsules which solidify and encapsulate chlorine dioxide after applied onto HEPA filters, allowing controlled-release of the gaseous germicide. The organic component of the encapsulation prevents microbes from adhering onto filter surface. Thus, Germagic HEPA filters' antimicrobial property is achieved by "release-killing", "contact-killing" and "anti-adhesion". laboratory tests prove Germagic effectively kills Influenza A Viruses (A/Puerto Rico/8/1934,H1N1) >99.999%, Influenza B Viruses (B/Lee/1940) >99%, Hong Kong Flu (A/HK/68,H3N2) >99%, Enterovirus 71 (EV71) >99%, H1N1 Swine Flu or Novel Influenza A (A/ Guangdong/GIRD02/2009,H1N1)>99.9% & MERS-CoV (EMC strain) 98.8%.

## Safety Instruction

- Please put the instructions in the place easy to find so that it can be read in time
- Please read the instructions carefully before using the machine
- For the correct use of this product, please read carefully and observe the following precautions and cautions

### Dangerous

- When in use, do not install air purifiers in places that affect the ejection of airbags or obstruct driving operation to ensure driving safety.
- Do not let water or any other liquid or flammable gas into this product, in order to avoid electrical components short-circuit damage to the product

### Warning

- This product uses a DC 12V power supply, such as improper use of power supply, will cause damage to the product.
- It is absolutely not allowed to transform or repair the product privately.
- Please do not put metal articles such as pins or other foreign bodies into the suction/outlet, or it may cause abnormal work or electric shock
- If the power cord is damaged, to avoid danger, please send it to our company for replacement.
- When changing the filter screen, cleaning or moving the machine, please turn off the power supply and unplug the power supply.
- This product is not guaranteed to work properly and not to be damaged or damaged when connecting to a non-dedicated 12V power adapter
- Do not use wet hands to operate machines.
- Do not use this product in inflammable and explosive places
- Do not use machines in wet places, such as bathrooms, etc

## Precautions

- Do not place this product in areas that affect driving operations and safety facilities, or in any other position that may cause danger
- Do not place this product in a position that interferes with the driver's vision or in any position that interferes with the driver's operation when in use.
- This product is only used in the dry place inside the car. Do not let the machine damp or use in any wet area.
- Do not place this product near any heat source, high temperature, flammable, explosive and other dangerous sources, or in the area of direct sunlight
- Please confirm that the plug is in good contact with the outlet.
- Do not use this product when the power or plug is damaged, the body is damaged or the product is not functioning properly
- Do not touch the power cord with wet hands
- Please confirm that the outlet meets the requirements of this product.
- Do not switch the power supply, plug and unplug the plug in the driving process, so as to avoid affecting the safe driving
- Please ensure that the product is away from children and pets, so as not to cause accidents
- During use, do not cover the air inlet and outlet of the body, and do not put your fingers or anything into the air inlet and outlet
- This product can only be used with special filter (Type: K73-PAC020-HEPAGAC / or K73-PAC020-FG ). Do not use other brands of filter.
- If the product needs to be repaired, please contact Customer Service (852) 2370-0121. Do not use parts not authorized by our company.
- Do not allow water to enter the machine when cleaning the product.
- Do not overturn or spray any liquid or spray on this product or filter.

## Common Troubleshooting Guide

Occasional issues may arise during daily use. Many of these may be resolved by yourself without the need for a technician. The following information provides remedies to many of those situations.

Troubles	Processing Method
The machine could not start	Please make sure that the plug is on the cigar lighter socket
	Please make sure that the car is in start
	Please check whether the machine power cord plug is connected properly.
	Please confirm that the power cord plug is in good contact
	Please make sure the machine is turn on
The fan is not working	Please check if the power cord is properly connected
	Please check the body to make sure there is no object blocking the air vent
	Please confirm the filter condition. If the filter is dirty, replace the new filter
Touch button is not responsive	Please check the power cord is in good contact
	If the touch button is still unable to work, please contact customer service
Replacement filter is not applicable	Please check whether it is a special filter for air purifier
	Please confirm that the filter has been placed in the filter slot
	Make sure that no foreign matter is clogged at the opening of the filter
	Remove the plastic film when the new filter is replaced
The air volume decreased obviously	Please check the body to make sure there is no object blocking the air vent
	Please confirm the filter condition. If the filter is dirty, replace the new filter

## Specification

Product Name	Giabo Germagic In-car/ Desktop Air Purifier
Product Model	PAC-020
Rating Voltage	DC 12V
Rating Power	<15 W
Noise	≤48 dB
Removal Rate for PM2.5	≥95%
<sup>^</sup> Removal Rate for Formaldehyde	≥70%
Product Size	205*160*56 (mm)
Product Weight	480g

<sup>^</sup> In 12-hour testing result( GB/T 18801-2015 )  
Manufacturer's statement: the picture and configuration of the product are different from the real object.

## Packing list

1. Unit	.....	1
2. Car Power Cord	.....	1
3. Home Adapter	.....	1
4. Anti-slide Pad	.....	1
5. Strap	.....	1
6. Manual Insturction	.....	1

## Conditions of Warranty

This product warranty is valid for 18 months from the date of purchase. During the validity of this warranty, our customers will be entitled to free services (Original receipt is need for warranty service). However, this warranty does not cover:

- 1) If damage caused by accident, negligence, abuse, misuse, improper voltage, normal wear and tear or any unauthorized repair or being tampered.
- 2) If the machine main parts need to be replaced, we shall quote the basic price for customer. It is the customer's discretion to proceed repair or not.
- 3) All accessories, consumables are exclusive from the scope of warranty.
- 4) If not used indoor domestically.
- 5) If use for other than the intended use.

This warranty card is valid only in Hong Kong.

Sole Distributor in Hong Kong:

Chiap Hua International Limited

Address:

Unit A, 2/F, Chiaphua Industries Building,

Nos. 8-10 Siu Lek Yuen Road,

Sha Tin, New Territories, Hong Kong

Customer service hotline: +852 2370 0121

Fax: +852 2667 5501

Email: [service.giabo@chiaphua.com.hk](mailto:service.giabo@chiaphua.com.hk)

[www.Giabo.com](http://www.Giabo.com)